

**Q/GDW**



1  
2  
3  
4  
5  
6  
7  
8  
9

A  
B  
C R

1  
C

m "

9  
11





4.1

4.2

4.2.1

4.2.2

4.3

4.4

1


2


4.5

4.6

4.6.1

4.6.2

4.7

4.7.1

4.7.2

5

5.1

5.2

5.2.1

5.2.1.1

5.2.1.2

5.2.2

5.2.2.1

5.2.2.2

5.2.3

5.2.3.1

Q/GDW 12154 2021

5.2.3.2

5.2.3.3

6

6.1

6.1.1

6.2.1.1

4



6.2.1.2

# OKKM

6


6.4 220kV

7 220kV





# b

# se


7

7.1

7.1.1

7.1.2

7.1.3

7.1.4

7.1.5

7.1.6

7.2

Q/GDW 12154 2021



A. 3. 2

A. 3

A. 3


A. 4

A. 4

A. 4


B

B.1

B.1.1

B.1.2

A

B.2

B.1

B.1


B.3

B.3.1

B.2

B.2


B. 3. 2

B. 3

B. 3


B. 4

B. 4

B. 4


C

C.1

C.1

C.1

					m <sup>2</sup>
1				(0-20000)N 5kHz, 2.5 5 <sub>0</sub> <sup>+0.01</sup> kg 48mm 45#	15
				45# , 3 <sub>0</sub> <sup>+0.05</sup> kg, : 60° , 0.5mm 40mm 28mm HRC45	
2				20kN 800mm 1.0	15
3				20kN 800mm 1.0	
4				20kN 800mm 1.0	
5				\	\

C. 1

						㎡	
6				20kN	800mm	1.0	15
7				20kN	800mm	1.0	
8				50m	1	30A	15

C. 2

C. 2

C. 2

						㎡
1	35kV		1	DL/T 740		50
				50kV	1	
				150kV	1	
2	66kV-220kV		1	DL/T 740		100 10m
				150kV	1	
				500kV	1	

C. 2

								m <sup>2</sup>	
3	330kV	1		DL/T 740				300	20m
				500kV	1				
				1500kV	1				
4		1		DL/T 971					
				50kV	1		ω		
5	35kV	1		100kV	1				
				50m	1		30A		
6	66kV-220kV	1		100kV	1				
				50m	1		30A		

C. 2

					m <sup>2</sup>
8	( ) 35kV		1		
				150kV 1	
9	( ) 66kV-220kV		1		
				500kV 1	
10	( ) 330kV		1		
				1500kV 1	
			1000kV 1		
11				0.5m	50
				150kV 1	
12				50kV 1	30
				DL/T 1476	
13				100kV 1	

C.3

C.3

C.3

					m <sup>2</sup>
1				50kV 1	30
			1		
				50kV 1	
				30mA 1	
2				50kV 1	
			1		
				50kV 1	
				30mA 1	
	1				
3				50kV 1	30
				DL/T1476	

C. 4

C. 4

C. 4

					㎡
1				5kN, 1, AC220V	15
2				5kN, 1, AC220V	
3				5kN, 1, AC220V	
4				300kN/20kN 15m, 1.2m 1.0	
5				5kN, 1, AC220V	
				(5Kg/10kg, 3% 300kg)	
6				5kN, 1, AC220V	
				(5Kg/10kg, 3% 300kg)	
				1T	

D


D.1

D.2- D.7


D.1

D.1







D.1 \*\*




D. 2



D. 3

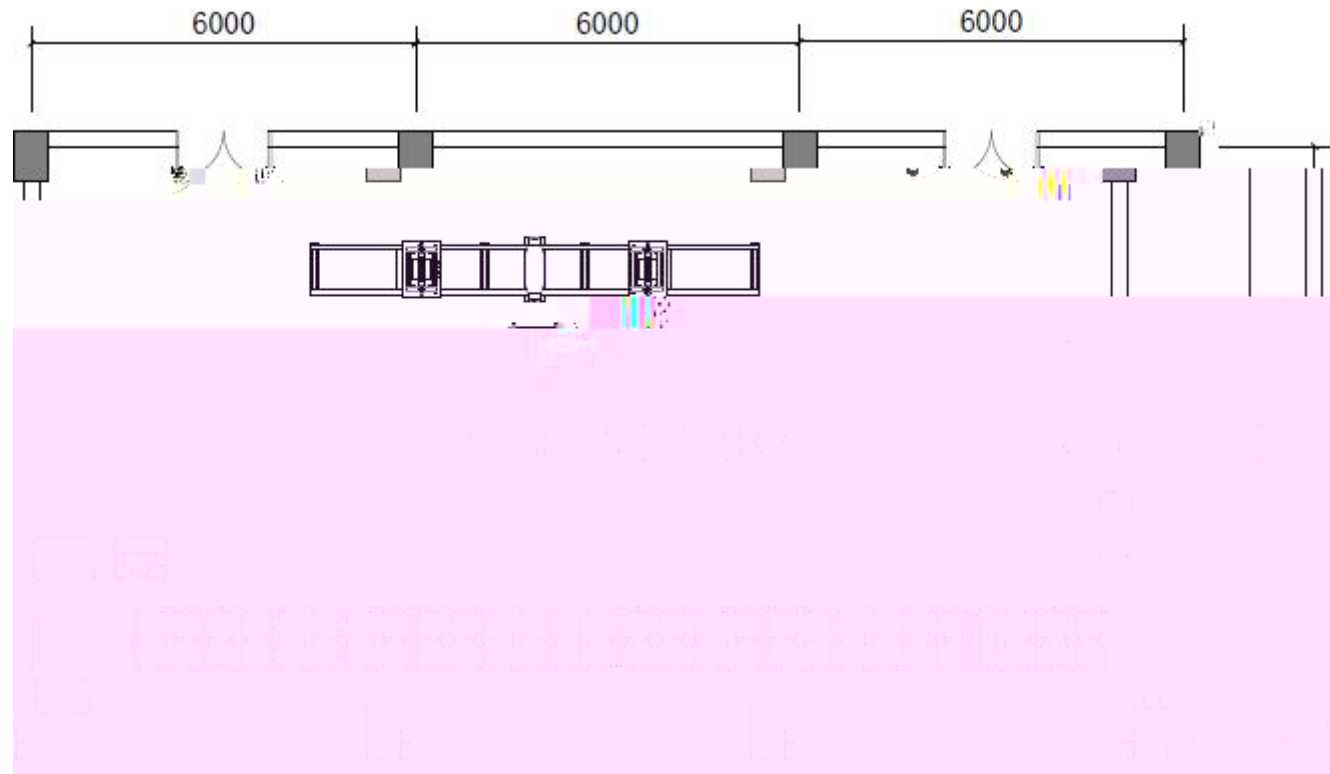


D. 4



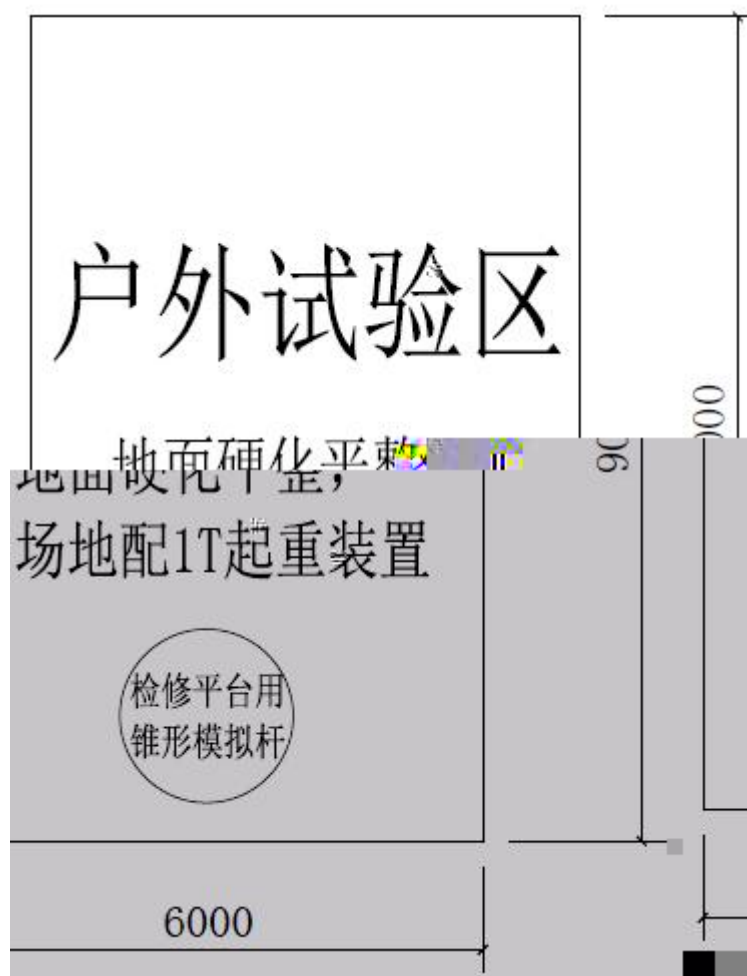
D.5

1



D. 6

2



D.7


E

E.1

E.2

E.2.1

E.2.2



E.1

E. 2.3

E. 3

E. 2-E. 4



E. 2

Q/GDW 12154 2021

## 检测结果

序号	检测项目	标准	检测结果	评价
1	绝缘杆 工频耐压试验	试验长度：2.1m； 试验时间：1min； 试验电压：440kV		

## 报告正文

## 绝缘杆



1	34
2	34
3	34
4	34
5	34
6	35



“ ”

6